


Specification Guide

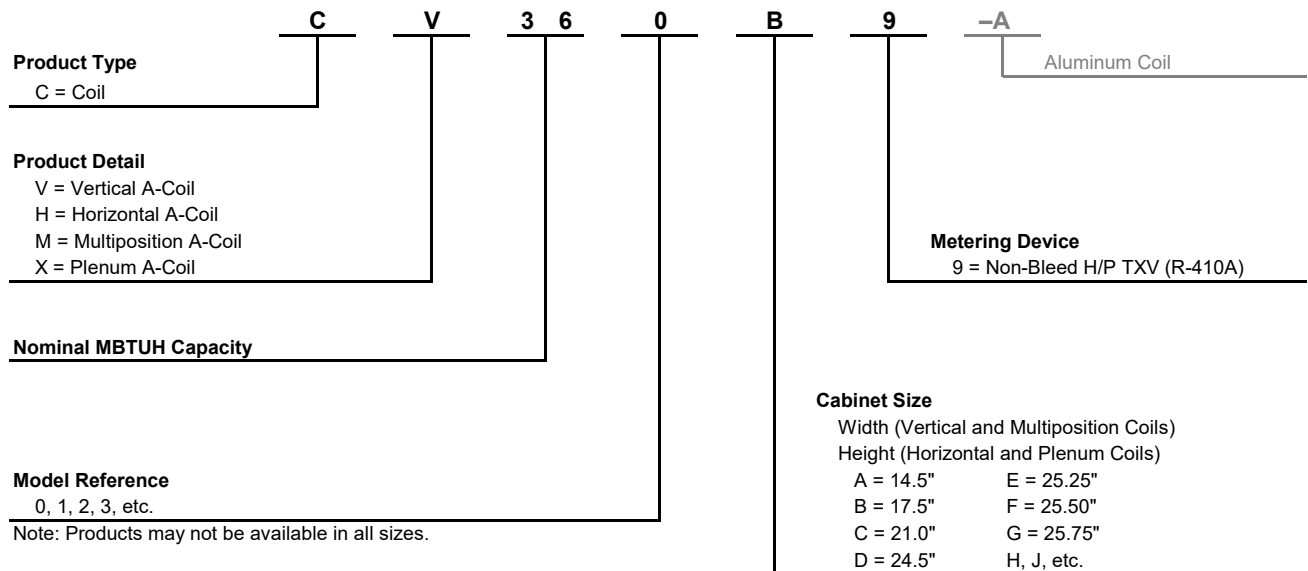
US Air Conditioning Distributors Evaporator Coils




General Features

- Microban® antimicrobial additive to inhibit the growth of mold and mildew in the drain pan.
- HydroTEC™ low water retention drain pan for improved drainage.
- UV resistant drain pans are molded of high temperature (450 deg. F) engineered polymer.
- All coils contain a factory installed screw-on expansion valve.
- Non-captive panels allow access to inside of cabinet without the need to cut refrigerant lines.
- 5-year Limited Warranty standard, 10-year Limited Warranty available.
- All coils have durable packaging with bar coded labels on the box.
- Coils have heavy gauge cabinets fully lined with 5/8" foil faced insulation.
- Coils are air pressure tested at 500 PSI, leak tested with Helium, sealed with rubber plugs and then charged with dry air.
- Refrigerant connections are 3/8" ODF liquid and 7/8" ODF suction (CV & CM A-Coils 18-36 MBTUH are 3/4" ODF suction).

Nomenclature



Upflow/Downflow* A-Coil Specifications



Top Opening: (A - 1.5") x (B - 1.5")
Bottom Opening: (A - 1.0") x (B - 0.5")

Features

- Corrosion resistant coil header plates.
- Cabinet insulation hold down tabs for easy drain pan removal.
- All cabinets are painted to match the current York furnace color.
- Interlocking doors reduce air leakage and allow for easy access.
- Dual 3/4" FPT condensate drains on front-left and front-right side of drain pans.
- Expansion valve mounted inside cabinet to prevent external sweating; bulb is clamped and wrapped for improved temperature sensing.
- Intertek lab tested 1% or less cabinet air leakage for better efficiency.

	ADP Model Number	Width [A]	Depth [B]	Height [C] [1]	Top Opening (Width x Depth)	Bottom Opening (Width x Depth)	Weight (lbs)	Pallet Qty	CFM	Air Pressure Drop [2]
2 TON	CV240A9	14.5"	21.5"	16.5"	13" x 20"	13.5" x 21"	34	12	800	0.25
	CV360A9	14.5"	21.5"	16.5"	13" x 20"	13.5" x 21"	38	12	1200	0.35
3 TON	CV360B9	17.5"	21.5"	16.5"	16" x 20"	16.5" x 21"	38	8	1200	0.33
	CV360C9	21"	21.5"	16.5"	19.5" x 20"	20" x 21"	38	8	1200	0.32
	CV361A9	14.5"	21.5"	20.5"	13" x 20"	13.5" x 21"	46	6	1200	0.21
	CV361B9	17.5"	21.5"	20.5"	16" x 20"	16.5" x 21"	46	4	1200	0.17
	CV362B9-A	17.5"	21.5"	31.5"	16" x 20"	16.5" x 21"	53	4	1200	0.16
	CV362C9-A	21"	21.5"	27.5"	19.5" x 20"	20" x 21"	53	4	1200	0.16
	CV363A9	14.5"	21.5"	18.5"	13" x 20"	13.5" x 21"	44	12	1200	0.30
	CV363B9	17.5"	21.5"	18.5"	16" x 20"	16.5" x 21"	44	8	1200	0.24
	CV365A9	14.5"	21.5"	20.5"	13" x 20"	13.5" x 21"	48	6	1200	0.29
	CV365B9	17.5"	21.5"	20.5"	16" x 20"	16.5" x 21"	48	4	1200	0.25
	CV365C9	21"	21.5"	20.5"	19.5" x 20"	20" x 21"	48	4	1200	0.17
	CV366C9	21"	21.5"	25.5"	19.5" x 20"	20" x 21"	57	4	1200	0.14
	CV367A9	14.5"	21.5"	22.5"	13" x 20"	13.5" x 21"	53	6	1200	0.27
4 TON	CV480B9	17.5"	21.5"	20.5"	16" x 20"	16.5" x 21"	46	4	1400	0.29
									1600	0.35
	CV480C9	21"	21.5"	20.5"	19.5" x 20"	20" x 21"	46	4	1400	0.27
									1600	0.33
	CV481B9	17.5"	21.5"	25.5"	16" x 20"	16.5" x 21"	53	6	1600	0.30
									1600	0.30
	CV481C9	21"	21.5"	25.5"	19.5" x 20"	20" x 21"	53	4	1600	0.30
									1400	0.26
	CV482B9	17.5"	21.5"	25.5"	16" x 20"	16.5" x 21"	57	4	1600	0.29
									1400	0.28
CV482C9	21"	21.5"	25.5"	19.5" x 20"	20" x 21"	57	4	1600	0.31	
								1400	0.31	
5 TON	CV600C9	21"	21.5"	25.5"	19.5" x 20"	20" x 21"	57	4	1750	0.40
									2000	0.42
	CV600D9	24.5"	21.5"	25.5"	23" x 20"	23.5" x 21"	57	4	1750	0.38
									2000	0.40
	CV601C9	21"	21.5"	25.5"	19.5" x 20"	20" x 21"	61	4	2000	0.29
									2000	0.29
	CV601D9	24.5"	21.5"	25.5"	23" x 20"	23.5" x 21"	61	4	2000	0.29
									1600	0.22
	CV602C9	21"	21.5"	31.5"	19.5" x 20"	20" x 21"	77	4	2000	0.32
									1600	0.22
	CV602D9	24.5"	21.5"	31.5"	23" x 20"	23.5" x 21"	77	4	2000	0.32
									1750	0.33
	CV603C9-A	21"	21.5"	27.5"	19.5" x 20"	20" x 21"	53	4	2000	0.35
									1750	0.27
CV605C9	21"	21.5"	27.5"	19.5" x 20"	20" x 21"	60	4	2000	0.28	
								1750	0.27	
CV605D9	24.5"	21.5"	27.5"	23" x 20"	23.5" x 21"	60	4	2000	0.28	
								1750	0.30	
CV606D9	24.5"	21.5"	27.5"	23" x 20"	23.5" x 21"	63	4	2000	0.32	
								1750	0.24	
CV607D9	24.5"	21.5"	25.5"	23" x 20"	23.5" x 21"	65	4	2000	0.32	
								1750	0.32	

* See Downflow Chart p3.

[1] Height excludes 3/4" top flange.

[2] Air pressure drop data is under wet coil conditions.

USACD Downflow Chart

- The below chart lists downflow capable coils with approved air flow settings.
- Some applications require a field installed kit.
- Downflow applications not listed on this chart are not recommended.


Coil Model	Downflow Available						
	600	800	1000	1200	1400	1600	2000
CV240A9	Y	Y	--	--	--	--	--
CV360A9	--	--	--	--	--	--	--
CV360B9	--	--	--	--	--	--	--
CV360C9	--	--	--	--	--	--	--
CV361A9	--	--	--	Y	--	--	--
CV361B9	--	--	--	Y	--	--	--
CV362B9-A	--	--	--	Kit	--	--	--
CV362C9-A	--	--	--	Kit	--	--	--
CV363A9	--	--	Y	--	--	--	--
CV363B9	--	--	Y	--	--	--	--
CV365A9	--	--	--	Kit	--	--	--
CV365B9	--	--	--	Kit	--	--	--
CV365C9	--	--	--	Kit	--	--	--
CV366C9	--	--	--	Y	--	--	--
CV367A9	--	--	--	Y	--	--	--
CV480B9	--	--	--	--	--	--	--
CV480C9	--	--	--	--	--	--	--
CV481B9	--	--	--	--	Kit	--	--
CV481C9	--	--	--	--	Kit	--	--
CV482B9	--	--	--	--	Y	Kit	--
CV482C9	--	--	--	--	Y	Kit	--
CV600C9	--	--	--	--	Y	Kit	--
CV600D9	--	--	--	--	Y	Kit	--
CV601C9	--	--	--	--	Y	Y	--
CV601D9	--	--	--	--	Y	Y	--
CV602C9	--	--	--	--	--	--	--
CV602D9	--	--	--	--	--	--	--
CV603C9-A	--	--	--	--	--	--	--
CV605C9	--	--	--	--	--	--	--
CV605D9	--	--	--	--	--	--	--
CV606D9	--	--	--	--	--	--	--
CV609C9-A	--	--	--	--	--	--	--
CV609D9-A	--	--	--	--	--	--	--
GV024P14	Y	Y	--	--	--	--	--
GV036P14	Y	Kit	--	--	--	--	--
GV036P17	Y	Kit	--	--	--	--	--
GV037P14	--	--	--	Y	--	--	--
GV037P17	--	--	--	Y	--	--	--
GV048P21	--	--	--	--	Kit	--	--
GV060P21	--	--	--	--	Y	Kit	--
GV060P24	--	--	--	--	Y	Kit	--
GV061P21	--	--	--	--	--	--	--

Y = Downflow capable.

Kit = Downflow capable with field installed kit Part #76701323.

Dash (--) Downflow not approved at this air flow.

Horizontal A-Coil Specifications



Supply Opening: (A - 1.5") x (B - 1.5")
 Return Opening: (A - 1.0") x (B - 1.0")

Features

- Top refrigerant connections for installation flexibility.
- Top panel with only four screws for fast and easy coil access.
- HydroTEC™ "V" drain pan for low water retention.
- UV light knockouts to easily locate and install UV lights for enhanced IAQ.
- All cabinets are painted to match the current York furnace color.
- Refrigerant connections in center of coil away from airflow path.
- Dedicated cutouts for each condensate drain reduce air leakage.
- Dual 3/4" FPT condensate drains on both sides of cabinet accommodates left or right airflow furnaces.
- Intertek lab tested 1% or less cabinet air leakage for better efficiency.


	ADP Model Number	Height [A]	Width [B]	Length [C] ^[1]	Supply Opening (Height x Width)	Return Opening (Height x Width)	Pallet Quantity	Weight (lbs)	CFM	Air Pressure Drop ^[2] (inches W.C.)
2 TON	CH240A9	14.5"	21"	26.5"	13" x 19.5"	13.5" x 20"	8	50	800	0.17
3 TON	CH360A9	14.5"	21"	26.5"	13" x 19.5"	13.5" x 20"	8	50	1200	0.35
	CH360B9	17.5"	21"	21.5"	16" x 19.5"	16.5" x 20"	16	53	1200	0.37
	CH362C9-A	21"	21"	26.5"	19.5" x 19.5"	20" x 20"	6	48	1200	0.17
	CH365B9	17.5"	21"	26.5"	16" x 19.5"	16.5" x 20"	4	50	1200	0.24
	CH366C9	21"	21"	26.5"	19.5" x 19.5"	20" x 20"	6	61	1200	0.17
	CH367C9	21"	21"	21.5"	19.5" x 19.5"	20" x 20"	12	50	1200	0.25
	CH368A9	14.5"	21"	31.5"	13" x 19.5"	13.5" x 20"	8	55	1200	0.27
4 TON	CH480B9	17.5"	21"	26.5"	16" x 19.5"	16.5" x 20"	4	50	1600	0.41
	CH480C9	21"	21"	21.5"	19.5" x 19.5"	20" x 20"	12	50	1600	0.33
5 TON	CH600C9	21"	21"	26.5"	19.5" x 19.5"	20" x 20"	6	61	2000	0.43
	CH600D9	24.5"	21"	21.5"	23" x 19.5"	23.5" x 20"	4	64	2000	0.40
	CH601D9	24.5"	21"	26.5"	23" x 19.5"	23.5" x 20"	2	75	2000	0.40
	CH604C9	21"	21"	31.5"	19.5" x 19.5"	20" x 20"	4	63	2000	0.33
	CH606C9	21"	21"	36.5"	19.5" x 19.5"	20" x 20"	6	80	2000	0.29
	CH607C9	21"	21"	26.5"	19.5" x 19.5"	20" x 20"	6	64	2000	0.43

* Represents choice of metering device.

[1] Length excludes 3/4" plenum flange.

[2] Air pressure drop data is under dry coil conditions. For wet coil conversion at standard AHRI conditions, use 1.3 multiplier.

Plenum Coil Specifications



Return Opening: (A - 1.0") x (B - 1.0")

Features

- Top refrigerant connections for installation flexibility.
- Light weight aluminum coil with aluminum header plates.
- Patent pending HydroTEC™ "V" drain pan for improved drainage.
- One-piece cabinet construction for improved strength and rigidity.
- Top panel with only 4 screws for fast and easy coil access.
- UV light knockouts to easily locate and install UV lights.
- "Easy-lift" handle allows easy lifting through tight spaces.
- Secondary drain pan included standard on all models.
- Secondary drain pan locator embossments for easy installation.
- Furnace mounting bracket included for single person furnace mounting.

	ADP Model Number ^[1]	Height [A]	Width [B]	Length [C]	Return Opening (Height x Width)	Pallet Qty	Coil Weight (lbs)	CFM	Air Pressure Drop ^[2] (inches W.C.)
2 TON	CX240B935	17.5"	21"	35"	16.5" x 20"	6	47	800	0.11
3 TON	CX360A935	14.5"	21"	35"	13.5" x 20"	8	45	1200	0.35
	CX360B935	17.5"	21"	35"	16.5" x 20"	6	49	1200	0.16
	CX361B935	17.5"	21"	35"	16.5" x 20"	6	52	1200	0.17
	CX363B935	17.5"	21"	35"	16.5" x 20"	8	45	1200	0.25
4 TON	CX480C935	21"	21"	35"	20" x 20"	4	53	1600	0.18
5 TON	CX600C935	21"	21"	35"	20" x 20"	4	54	2000	0.23
	CX601C935	21"	21"	35"	20" x 20"	4	60	2000	0.37
	CX602D935	24.5"	21"	35"	23.5" x 20"	2	55	2000	0.40

* Represents choice of metering device.

[1] Final 2 digits denote plenum coil length.

[2] Air pressure drop data is under dry coil conditions. For wet coil conversion at standard AHRI conditions, use 1.3 multiplier.